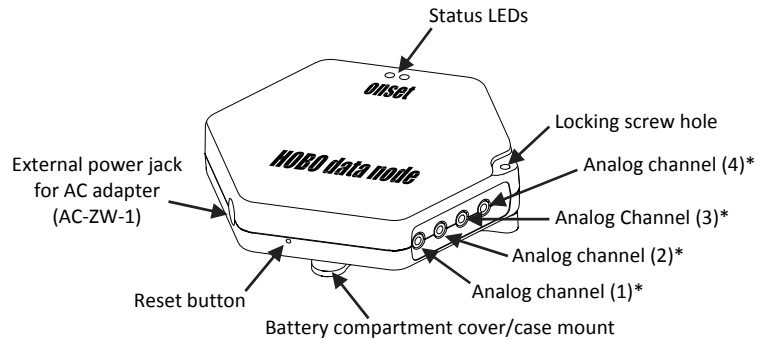


## HOBO® Data Node, 4 Analog (ZW-006)



The HOBO ZW-006 data node is configured with four analog channels that accept a wide range of Onset and third-party sensors/transducers with a 0–2.5 VDC output, including external temperature and AC current sensors. Specifications for Onset sensors are available at [onsetcomp.com](http://onsetcomp.com) or from an Onset Authorized Dealer. For 0–5 VDC, 0–10 VDC, or 4–20 mA output, use optional Onset part numbers CABLE-ADAP5, CABLE-ADAP10, or CABLE 4-20 mA respectively.

This node has routing capability in the ZW wireless network when initially powered with an AC adapter. Refer to the *HOBO ZW Series Wireless Network Quick Start Guide* for information on how to set up this node.





**\*Caution:** Analog channel input cannot exceed 2.5 VDC. For sensor outputs up to 10 VDC, use appropriate voltage adapter cable.

### HOBO Data Node (ZW-006)

#### Included Items:

- AC adapter (AC-ZW-1)
- 3 AAA batteries
- 1 locking screw
- Hook & loop tape
- Adhesive label
- Bracket kit (ZW-BRACKET)

### Specifications

<b>Radio power</b>	1.6 mW (2 dBm)
<b>Transmission range</b>	Approx. 100 m (328 ft), depending on obstructions or interference
<b>Wireless data standard</b>	IEEE 802.15.4, 2.4 GHz band
<b>Analog channel range</b>	0 to 2.5 VDC, 0 to 5 VDC (with CABLE-ADAP5), 0 to 10 VDC (with CABLE-ADAP10), 4-20mA (with CABLE-4-20mA)
<b>Accuracy</b>	± 1.544 mV plus 2% of reading typical
<b>Resolution</b>	0.6 mV
<b>Response time</b>	Sensor dependent
<b>Operating temperature</b>	-20° to 50°C (-4° to 122°F) when battery powered, -20° to 70° C (-4° to 158°F) when line powered
<b>Operating RH</b>	5% to 95% non-condensing
<b>Time accuracy</b>	± 1 minute per month at 25°C (77°F)
<b>Memory capacity</b>	128K
<b>Power options</b>	Data mode: battery powered (3 AAA alkaline batteries); 1-year battery life at 15-minute logging interval Data/router mode: AC power adapter (input: 100–240 V at 50/60 Hz 0.20 A output: 6 VDC at 0.5 A), batteries as backup power
<b>Case material</b>	ABS
<b>Dimensions</b>	96.5 x 108 x 28 mm (3.8 x 4.25 x 1.1 in.)
<b>Weight (with batteries)</b>	138 g (4.87 oz)
	The CE Marking identifies this product as complying with all relevant directives in the European Union (EU).
	See reverse side

### FCC Compliance

This equipment has been tested and found to comply with the limits for a Class B digital device, pursuant to Part 15 of the FCC Rules. These limits are designed to provide reasonable protection against harmful interference in a residential installation. This equipment generates, uses, and can radiate radio frequency energy and, if not installed and used in accordance with the instructions, may cause harmful interference to radio communications. However, there is no guarantee that interference will not occur in a particular installation. If this equipment does cause harmful interference to radio or television reception, which can be determined by turning the equipment off and on, the user is encouraged to try to correct the interference by one of the following measures:

- Reorient or relocate the receiving antenna
- Increase the separation between the equipment and receiver
- Connect the equipment into an outlet on a circuit different from that to which the receiver is connected
- Consult the dealer or an experienced radio/TV technician for help

Changes or modifications not expressly approved by Onset Computer Corporation could void the user's authority to operate the equipment.

To comply with FCC and Industry Canada RF radiation exposure limits for general population, the HOB0 data nodes, receivers, and routers must be installed to provide a separation distance of at least 20cm from all persons and must not be co-located or operating in conjunction with any other antenna or transmitter.

### Canada

This device has been designed to operate with the antenna listed below, and having a maximum gain of 1 dB. Antennas not included in this list or having a gain greater than 1 dB are strictly prohibited for use with this device. The required antenna impedance is 50 ohms.

To reduce potential radio interference to other users, the antenna type and its gain should be so chosen that the equivalent isotropically radiated power (e.i.r.p.) is not more than that permitted for successful communication.

**Approved antenna:** Johanson Technologies P/N 2450AT45A100 1.0 dBi chip antenna

### FCC Declaration of Conformity

This device complies with Part 15 of the FCC Rules. Operation is subject to the following two conditions: (1) this device may not cause interference, and (2) this device must accept any interference received, including interference that may cause undesired operation.

